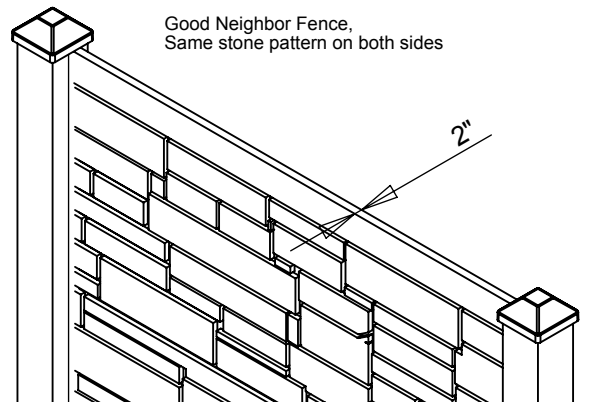
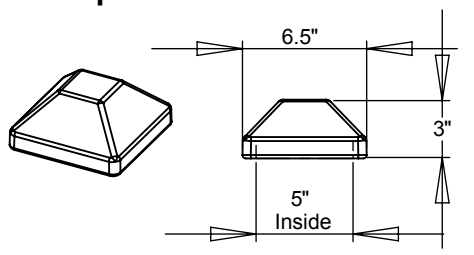



Concrete footing diameter 10" min and 30" to 36" deep min.
In accordance with local conditions, codes, and standard building practices.



Caps



- Actual Panel Dimensions: 72"H X 69.75"W
- Panel Weight 56lbs.
- Tolerances are $\pm .25"$

<p>Model #:FP72X72</p>	<p>This drawing may not be altered or reproduced without the permission of SimTek[™] Fence</p>		 <p>www.simtekfence.com</p>
<p>Date: January 3, 2011</p>	<p>Scale: not to scale</p>	<p>REV: GF</p>	
<p>Sheet 1 of 1</p>	<p>U.S. Patents: 7,478,797 / 7,635,114 Foreign Patents Pending</p>		